



The Official Publication of the Lincoln Gem & Mineral Club, Inc.

THE PICK & SHOVEL

In association with



The Midwest Federation of
Mineralogical and
Geological Societies



The American
Federation of
Mineralogical Societies

The purpose of this corporation shall be to study, promote an interest in, and disseminate knowledge of lapidary and various Earth Sciences including but not necessarily limited to Geology, Paleontology and Mineralogy. It shall be a particular purpose of the corporation to provide education in these fields to its members and the general public, especially to youth and student groups.

GENERAL MEETINGS

Third Thursday of the Month, except for January (4th Saturday), December (1st Sunday), and summer break (June, July, August).

New Meeting Times: Juniors meet at 6:15 p.m.
Adults meet at 7:00 p.m.

Next meetings: **September 21, 2023**
 October 19, 2023
 November 16, 2023
 December 3, 2023

BOARD MEETINGS

Until further notice, Board Meetings will be held at 6:30 p.m. on the first Thursday of each month.

Next Board Meeting:
Thursday, September 7, 2023 at 6:30 p.m.
Vera Lyman's Residence

Persons of general membership are invited to attend Board meetings and offer agenda items.

2023 BOARD OF DIRECTORS

President: Brett Jurgens, 402.850.3256, quartz89@aol.com

1st Vice-President: Corey Beer, 402.466.6628

2nd Vice-President: Jayne Beer, 402.890.3307, JBeer60070@aol.com

Treasurer: Vera Lyman, 402.464.6089

Secretary: Jeff Kubitz, 402.540.9395, jkubitz@neb.rr.com

Board Member: James Marburger, 402.430.6703, james.marburger@outlook.com

Board Member: Sharon Marburger, 402.429.3323, lgmc.editor@outlook.com

Board Member: Ed Ridge, 402.805.8248

Board Member: Charles Wooldridge, 402.975.0416, charles.wooldridgeii@gmail.com

2023 LONG RANGE PLANNING & BY-LAWS COMMITTEE

Jayne Beer, Chairman

1 year: Vera Lyman & Jim Marburger
2 years: Jayne Beer & Brett Jurgens
3 years: Sharon Marburger & Clyde Ogg

2023 NOMINATING COMMITTEE

Jayne Beer, Chairman

1 year: Jim Atkins & Corey Beer
2 years: Jeff Kubitz & Vera Lyman
3 years: Jayne Beer & Brett Jurgens

ANNOUNCEMENTS & CLUB FUN

ATTENTION!!!!

We have a club member with a severe peanut allergy.
 Please bring peanut-free foods to Club functions.
 Please provide any nut information on your foods.

Field Trip

Bartels Rock and Mineral Museum
 August 27, 2023 at 2:00 p.m.
 Concordia University
 Seward, Nebraska

See more info on page 5

Sunday Fun-Day Auctions are back!

Go to our Facebook page
 (<https://www.facebook.com/groups/223555904325876>)

most Sundays
 from 10 a.m. to 8 p.m.

Sunday Fun-Day Auctions are the only times that sales are permitted on this site.

Follow us on Facebook:

<https://www.facebook.com/groups/223555904325876>

2024 Show

The Show Committee has set the theme for the 2024 Show. It is "Nebraska's Geological Treasures."

If you have any ideas for the advertising postcard or if you have photos that could be incorporated in the design, please send them to Sharon **before October 1**, at lgmc.editor@outlook.com (the sooner, the better!).

The Committee looks forward to your suggestions.

PICK & SHOVEL STAFF

PUBLISHER:

Lincoln Gem & Mineral Club, Inc.
 P.O. Box 5342
 Lincoln, Nebraska 68505

EDITOR:

Sharon Marburger
 E-mail: lgmc.editor@outlook.com

CIRCULATION:

Vera Lyman;
 402.464.6089
 Sharon Marburger;
 402.429.3323

DEADLINE:

Last Sunday of the month.

AUGUST BIRTHDAY GREETINGS

Rowdy Cropp

Jeff Kubitz

Nykky Lytle

Karen Messenger


John Worley



PERIDOT

PRESIDENT'S MESSAGE

By Brett Jurgens



This summer has been event after event. It seems like once an event is over, the prep work for the next begins. The most recent event was Camp Creek Threshers on July 15th and 16th. With the help of club members from both the Lincoln and Omaha clubs, we were able to pull off a big "WIN" for promoting both the hobby and the clubs. A big thank you to Mike Stiles for helping out before the show. Mike spent multiple days putting his carpenter skills to work fixing up the doors and building where we had the display. The Friday before the show we had a great turnout to finish the setup. A big thank you to Jayne and Corey Beer, Mike and Donitte Stiles, Eddie Ridge, and Cathy Talmadge for helping on Friday. We had great help on Saturday with Mike and Donitte, Eddie, Wooly, and Jim and Sharon volunteering the entire show. On Sunday, the Stileses, Marburgers, Eddie, and Cathy all came back to help out again! I cannot thank everyone enough. It was great to see members come together to promote the hobby in a new event.

The building provided by Camp Creek Threshers originally housed a saddle collection. The family who brought their personal saddle collection decided to retire from doing so. We incorporated the remaining parts of the collection with our rock displays. Walking into the building, one would encounter a touch table, followed by the gem dig, fluorescent display, demo area showcasing rotary and vibratory tumbling, and vibratory flat lapping, and displays showcasing Nebraska rocks, fossils and petrified wood. Over the two days, we had over 850 people come through the building. The kids were enthralled with the youth activities and everyone loved the fluorescent display. Many parents were thankful that there were some different youth activities for their kids. A lot of people showed interest in the hobby. Another thank you to Sharon for typing up some wonderful info cards about the club and its activities. These info sheets, along with info on the junior program and club in general, were handed out to people showing interest. Marburgers also brought tumbled stones, so all kids left the building with a tumbled stone and their gem dig finds. I am sure I will be asking for help for this event next year as well. Please consider volunteering.

On Sunday, August 27th, Clyde Ogg is organizing a field trip to view the Bartels collection in Seward. This is a fantastic collection and I urge all to attend. See more info on page 5.

The following weekend is the Crawford Rock Swap. The swap officially runs from Friday, September 1st through Monday the 4th. Many dealers set up on Thursday, and most pack up and leave on Sunday. I have picked this as our annual President's Field Trip; please let me know if you are interested so we can coordinate some club activities along with the Crawford club's activities. The Crawford club has morning field trips on Friday, Saturday and Sunday. Accommodations are somewhat limited in town with only one hotel, but Chadron is only 30 minutes away and has lots of hotels. Fee camping is allowed in the city park where the swap is held. Electrical hookups are very limited and spoken

for before the swap begins. I am planning to be set up in the city park, and plan to serve coffee every morning, and sometimes waffles.

In September, we will resume our monthly meetings. Clyde has some wonderful programs lined up through the rest of the year. We continue to seek new program ideas. If you have a suggestion, please contact Clyde or me.

Hoping to see you in Crawford,

JUNIORS

by Brett Jurgens, Junior Leader



Hello Juniors.

Summer break is nearing an end. I remember the excitement of school starting back up mixed with the sadness of summer ending. The plus side is that we will begin meeting again in September. I look forward to seeing all of you, and what you were able to collect this summer. Plan to bring items for some show and tell.

My summer has flown by, volunteering at different events. My next event is volunteering at the Lancaster County Fair. I grew up in the 4-H program and feel like it is a worthwhile cause to give back to. Our junior program actually began as a 4-H group. At the time, the state curriculum for the 4-H program was written by several club members. If there is interest, I would like to have a 4-H group in conjunction with our junior group. This would allow you to enter items, including your rock collection, into the County Fair. Currently there is not a geology program at our county or state level, but that can be added if there is interest. Please let me know. The 4-H exhibition hall at the county fair is in the Lincoln Room at the Lancaster County Event Center, the same place we have our show in April.

I can't believe it has already been four months since our show, which means we have eight months until our next show! Another event that will quickly arrive! Stay safe, enjoy your last days of summer break and I will see you at the meeting in September, if not before.



The Club sign in front of the saddle & tack building, alerting visitors to our presence.

THRESHERS' EVENT



Eddie answers questions at the Touch Table



Donitte assists with the Gem Dig



Jim explains how the rotary and vibrasonic tumblers work, and how the flat lap works



Wooly answers questions

Sharing the building with saddles and tack



Photos by Sharon M.

Left: Cathy Talmadge testing a child's tumbled stone for fluorescence.

Right: A portion of the fluorescent display.



Texas Springs, Nevada petrified wood



Guests viewing rock displays



Petrified wood limb casts, rounds, and botryoidal



Petrified wood limb casts



Petrified wood limb casts

FIELD TRIP TO BARTELS ROCK AND MINERAL MUSEUM – AUGUST 27TH AT 2:00 P.M.

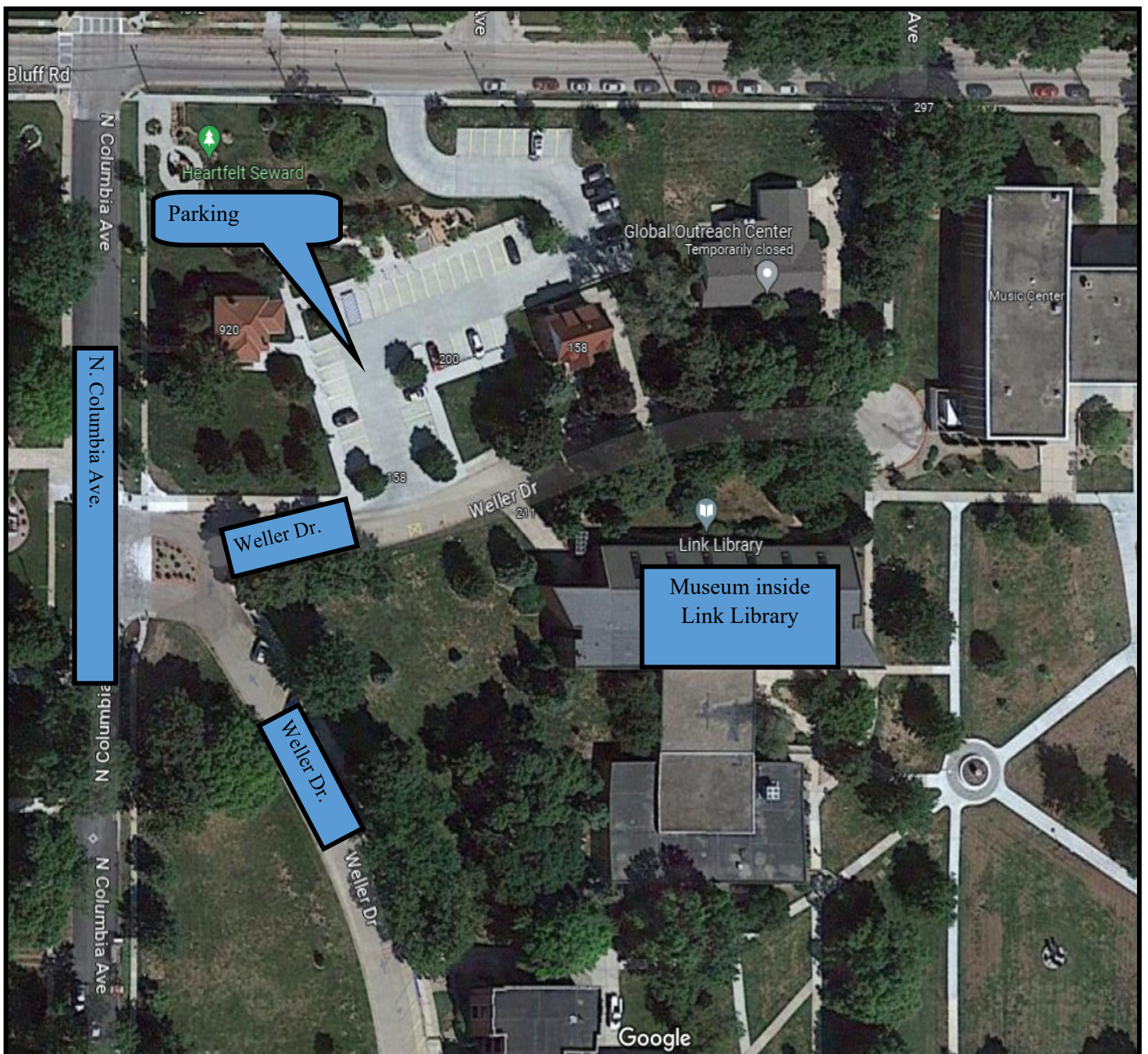
By Clyde Ogg, Program Chair

I wish to invite everyone to join me and other Gem and Mineral Club members on a field trip to the Bartels Rock and Mineral Museum. The Bartels Museum is home to more than 75 displays of minerals, agates, fossils, and rocks. Specimens from all over the world include a collection of agate butterflies, soapstone, cork and jade carvings, an inlaid rock mosaic tabletop, a set of animals carved in onyx, a fluorescent mineral display, and a bison skull. Quality specimens of quartz, selenite, fluorite, calcite crystals, and valuable display of Brazilian amethyst are available for your enjoyment.

The museum is located on Concordia University Campus in Seward, Nebraska and will be open from 2:00 – 5:00 on Sunday, August 27th. The physical address is 800 N. Columbia Avenue, Seward, Nebraska. The museum is in the same building as the Link Library. I have included a google map of the area to help locate the parking area and library.

Driving directions:

From Lincoln, follow US-34 West to North Columbia Avenue in Seward. Turn right on North Columbia Ave. Watch for Weller Drive, turn right, and stay on Weller Drive to the parking lot indicated on the map. Please refer to the map below for details. If you have trouble finding the parking lot, call me, Clyde Ogg (402-326-8682), and I will help direct you. I hope to see you there!



JULY WIRE WRAPPING CLASS

By Jayne Beer (photos by Jayne)

Have you ever wanted to learn how to wire wrap your stones? Club member Nykky Lytle comes from Beatrice to teach classes at Hidden Gems Rock Shop. Her last class, on July 13th, was attended by 10 people who all went home with a ring that they finished in the one night class. Her classes are really fun to take. It is a light hearted, enjoyable evening of learning a new skill. Nykky spends the entire time walking around and around the table, helping everyone get through the stage they are on.




Some students requested a lesson on setting a crystal, so for her next class on August 10th, Nykky will teach how to wrap a double terminated crystal pendant. We will be using polished stones for this project, not actual crystals. I have included a picture so you can see what we will be making. I believe that this would be a good beginner project, or an easier one if you have taken her classes before. Class information:

Where: Hidden Gems by The Jewelry Connection Ltd.
3227 South 13th Street, Lincoln, Nebraska

When: August 10, 2023 at 6:00 p.m.

Fee: \$35.00; All supplies provided

To sign up, you can message me on Facebook, stop into the shop, or call me (Jayne) at 402.870.3307. Hope to see you there.



VIBRASONIC TUMBLE POLISHING

By Jim Marburger

It's amazing what you can find when cleaning your library. While in the process of cleaning and trying to arrange my rock library, I found a great paper on polishing tumbled stones with a vibrating tumbler. The paper was written by the now defunct FitzCorp, Inc. in Point Blank, Texas. Yes, it aged it for nearly 25 years, but the information is still relevant. The following is part of the polishing tips they explained.

TUMBLE POLISHING - CONTINUED

The first requirement is to learn how to judge the degree of polish on a stone. Hold the stone about 8 to 10 inches under a lamp that has a 75 watt (old style bulb). Bring the writing on the bulb into focus and read the writing. On a well-polished stone, the writing will be clear and have sharp edges. (This is about equivalent to a 10-power magnifying glass test without the magnifier.)

In a vibratory tumbler we use a four-step procedure. We use 60-90 silicon carbide grit or equivalent for the first grind only. Then we use 400-aluminum oxide and 600 replacement aluminum oxide for the second and third steps. The final polish can be done either wet or dry. In all wet steps we use RV and Marine Antifreeze (Propylene Glycol) for the liquid. For stones with a hardness less than 6.5Mohs, we prefer polishing dry in a ground corn cob sprayed with LPS#1.

A media is necessary part of our procedure. It is important and this requires a third surface other than the polish or grit surface and the surface of the stones. The media of choice for the stones is the pea size Almandine Garnets. The results are always spectacular. For stones with Mohs hardness below 6.5 crushed TEMPERED SAFETY GLASS is the preferred media. (Car windshields are not Tempered Glass. Side and rear windows are tempered glass.)

Aluminum oxide with .1-micron crystals in ground corn cob media will polish stones of all hardness from 3 to 8.5 Mohs to a higher state of reflectance than any other polish except 100,000 diamond bort.

PREPARATION OF CORN COB, POLISH, AND STERARIC ACID.

A pan large enough to contain four (4) pounds of corn cob with room to mix, add the following in order:

4 pounds of ground corn cob and 6 ozs. of polish and mix well.

Dissolve two (2) ozs. of shaved "IVORY" bar soap (one half of a bar) in one pint of "rubbing alcohol" (ISOPROPYL). The mixture can be warmed in a double boiler type arrangement; the solution in a glass jar warmed in a pan of hot water.

When the "IVORY" soap is dissolved, pour over the corn cob and polish mixture. Mix well. By hand is all right.

Put the mixture outside in the sun to evaporate the alcohol. Then store in a 2-gallon plastic zipper bag.

When using the corn cob mixture, spray occasionally with LPS#1 to keep the polish on the corn cob.

LPS#1 is a greaseless lubricant that penetrates quickly, displaces moisture, and will not attract dust or dirt. and is available from Amazon or auto parts store. This dry polish recipe works with many polishes and fine abrasives. To prep the stone before polishing, just replace polish with the 400 or 600 grit for dry tumbling.

It is amazing what you can find when cleaning!

2024 MID-WINTER SWAP COMMITTEE

Chairmen: Jayne Beer, Sharon Marburger
 Club Booth/Silent Auction James & Sharon Marburger
 Finance & Swapper Bucks Sales: Vera Lyman
 Floor Chairman: Jayne Beer
 Insurance Vera Lyman
 Publicity & Promotion: Jayne Beer, Jim Marburger
 Web Master: Sharon Marburger
 Youth Activities: Brett Jurgens

2024 SHOW COMMITTEE

Theme: Nebraska's Geological Treasures

Chairman: Jayne Beer
 Dealers & Demonstrators: Vera Lyman
 Displays:
 Event Center Liaison Vera Lyman
 Finance/Ticket Sales: Jim Atkins
 Floor Chairman: Corey Beer, Jayne Beer
 Fluorescent Booth:
 Forms Sharon Marburger
 Indoor Rock Pile: Sharon Marburger
 LGMC Club Booth:
 Nebraska Gem Dig: Charles Wooldridge
 Plants: Ed Ridge
 Publicity & Promotion: Jim Marburger
 Raffle Gene Mulinex
 Ribbons & Recognitions: Sharon Marburger
 Security: Vera Lyman
 Show Flyer & Printed Program Sharon Marburger
 Youth Activities: Brett Jurgens

2024 SUMMER SWAP COMMITTEE

Chairmen: Corey Beer, Jayne Beer
 Vendors: Corey Beer, Sharon Marburger
 Finance & Ticket Sales: Vera Lyman, Gene Mulinex
 Floor Chairmen: Corey Beer, Jayne Beer
 Insurance Vera Lyman, James Marburger
 LGMC Rock Pile: Sharon Marburger
 Publicity & Promotion: Jayne Beer, Jim Marburger
 Web Master: Sharon Marburger
 Youth Activities: Brett Jurgens

ADVERTISING INFORMATION

Advertising by rock / hobby business or interest is permitted with the approval of the Board of Directors. Contact the Editor with your proposed ad. The rate is set at \$20.00 per full page; \$10.00 per 1/2 page; \$5.00 per 1/4 page (minimum) per issue, paid in advance to the Club treasurer. Ads will be placed throughout the newsletter as space permits.

STANDING COMMITTEES**Audio/Visual:**

Jayne Beer

Audit:

Jayne Beer, Ed Dvorak, James Marburger

Christmas Party:

Edward Ridge

Door Prizes:

Corey Beer, Brett Jurgens, Charles Wooldridge

Facebook:

James Marburger, Jayne Beer, Brett Jurgens

Field Trips:

James Marburger

Historian:

Sharon Marburger

Legislative Liaison:**Membership Record:**

Edward Ridge

MWF Liaison:

Vera Lyman

Programs:

Clyde Ogg (Wooly & Brett assisting)

Property:

James Marburger

Recognition/Awards:

Vera Lyman, Sharon Marburger

Refreshments:

Vera Lyman

Show - 2024:

Jayne Beer

Swap (Mid-Winter) 2024:

Jayne Beer & Sharon Marburger

Swap (Summer) 2024:

Jayne Beer & Corey Beer

Website:

Sharon Marburger

Youth Activities:

Brett Jurgens

MEMBERSHIP INFORMATION

Membership dues for the Lincoln Gem & Mineral Club are as follows:

- Adults (age 16 and over) - \$20 per year or \$30 per couple (within the same household)
- Juniors - \$3 per year (with a responsible adult)

All new memberships must be accompanied by a written application. Prospective members must gain Board approval and attend one regular meeting or club event before paying dues. Applications are available on the website:

<https://www.lincolngemmineralclub.org/about/membership>, or you may contact Treasurer Vera Lyman for a printed copy.

Mail Exchange Newsletters to:
Lincoln Gem & Mineral Club, Inc.
P.O. Box 5342
Lincoln, NE 68505-0342



Or e-mail newsletters to:
lgmc.editor@outlook.com

A color version of the Pick & Shovel is available at:
<http://www.lincolngemmineralclub.org/index.php/newsletters/current>

PICK & SHOVEL

Lapidary Classes

(Stone Cutting)

Regular student

Pay \$75 for 5 3-hour classes

You get first choice at the session you choose.

If you cannot be there, let me know by noon on Friday and you won't be charged for the class (this is how drop in openings happen). If you don't call and don't show up, you will be charged as if you were there.

Drop in student

Pay \$15 for 3 hours

This is only when openings are available.

I will post on Lincoln Gem and Mineral Club Facebook page when there are openings.

Hidden Gems

by The Jewelry Connection

3227 S 13th
Lincoln Ne

Class Times

Saturday 10 am - 1 pm

Saturday 2 pm - 5 pm

Sunday 1 pm - 4 pm

Jayne Beer - Jeweler
402-890-3307

Corey Beer - Lapidary
402-890-9155

Silversmithing Classes

The Jewelry Connection Ltd.

Indian Village Shopping Ctr.

3227 S. 13th St., Lincoln (next to LaundrOmat)

Tuesday & Wednesday Evenings

7:00 p.m.—10:00 p.m.

Tuition: \$150 plus \$30 supply deposit

Tuesdays

Session 1: Jan 10—Feb 28

Session 2: Mar 7—Apr 25

Session 3: May 2—Jun 20

Session 4: Jun 27—Aug 15

Session 5: Aug 22—Oct 10

Session 6: Oct 17—Dec 5

Wednesdays

Session 1: Jan 11—Mar 1

Session 2: Mar 8—Apr 26

Session 3: May 3—Jun 21

Session 4: Jun 28—Aug 16

Session 5: Aug 23—Oct 11

Session 6: Oct 18—Dec 6

Contact: Jayne Beer 402-890-3307 or look up "Hidden Gems by the Jewelry Connection LTD" in Facebook and send message