


# CLUB EVENTS



## PRESIDENT'S MESSAGE

### April

24 General meeting, Antelope Park 7PM

### May

7 Board Meeting...place to be announced

22 General meeting, Antelope Park 7PM

24-26 President's field trip...Details to follow

### April Meeting:

Program to be announced.

Display material: Bring your finds from the Show

Door Prizes: Judy needs donations! Please bring labeled donations to the meeting.

Snacks: Vera Lyman

## THANK YOU

Dear Fellow Club Members:

I wish to take this time to tell you that the show was great! The help that we had for set up, tear down and everything in between was TERRIFIC! Everyone certainly did their very best to put on the show and it showed. We had many very nice comments on the show and how well everything went and it was all because of all of YOU. Everyone knuckled under and did the fine job everyone was assigned to do. Programs were great, the displays were great, the demos were great, the junior booth was great, the flowers were great and I didn't hear any of the dealers unsatisfied.

Thank you all for all the help you put forth to make this last show the greatest ever. (Roger, I gave you something to shoot for.)

Thanks,  
John Harrison,  
Show Chairperson

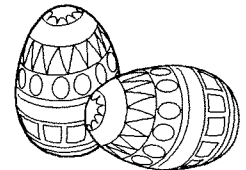
Greetings to all!

Spring seems to have finally sprung out in full force. I am still scratching my head over the *winter storm warning* that dumped snow on us the other day. How can you have a winter storm warning in spring??? We could use the moisture anyway, spring or winter.

Thanks to John Harrison and all the club members who helped to put on a great show! Many favorable comments from the public and dealers. We had several new members join, and are looking forward to them attending our next meeting on Thursday, April 24 at 7:00 PM at Antelope Park Shelter, east of the new playground, next to the Veteran's Memorial.

Mark your calendar for the President's Field Trip, which will be 'somewhere in the Badlands of South Dakota' to pick up agates and whatever else we can find! Hopefully not Rocky Raccoon (inside joke to you from the Beatles era). Memorial Day weekend is slated for this annual event. A trip to Crawford is planned for Labor Day weekend.

See you April 24th.



Susy

## 2003 REGIONAL FEDERATION SHOWS

*Combined California/AFMS June 5-8, Ventura, CA*

*Rocky Mountain/ July 11-13, Casper, WY*

*Midwest Aug 15-17, Cottage Grove, MN*

*Northwest/ Aug 1-3, Kennewick, WA*

*Eastern Federation/ Oct. 17-19, Poughkeepsie, NY*

*Southeast, To Be Announced*



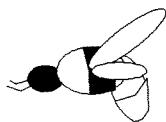
## YOUTH NOTES

By Judy Reilly

There is no formal report from the youth group this month so I thought I'd add my two cents here too. Kay Jurgens and her assistants did a great job in the Junior Booth again this year. There sure was a lot of activity in the back of the room. I heard positive comments about how fun the Gem Dig and Rock Race was and about the neat prizes on the Wheel Spin. I know the money made from this event will be of use to the Juniors in the following year. I know there were many children who were very interested in joining our club after visiting the Show...some are actually paid members now. I sincerely hope we can keep them interested enough to have regular Youth Meetings throughout the year.

I will have more show pictures next month but will include one here now of a child enjoying the gem dig.

Thanks so much to all the junior members who helped at the show!



## WHAT'S THE BUZZ?

by Judy Reilly

On behalf of all the club members, I want to thank John Harrison for his leadership in putting together another great LGMC Show. Many thanks also to his Committee Chairpersons. It takes a lot of work to have everything run smoothly, and they made it look easy.

My plan was to have a page of pictures from the show in this issue, but unfortunately my computer is possessed by evil spirits and will not print the photos. I have torn the printer apart "limb by limb" and it will print everything but those photos. However, I will find a way to get them into the May newsletter because there are some really good ones that I want to share.

**Phyllis Parks** is off to Colorado visiting family. Her baby, "Inferno", a feisty Pug, is also joining her on the trip. We expect lots of stories, Phyllis! We are saddened that **Yonis, Yoni & Dusty Lone Eagle** have left Lincoln. They moved to Texas earlier this month to pursue job opportunities. There were several people who joined the club at the Show and some who filled out applications. Those who joined are : **Jim Brodhagen II, Priscilla Grew, Randy Draper, and Jennifer Lafler of Lincoln and Ashley Lafler of Ceresco**. We look forward to seeing them at the April meeting.

Vera Lyman asks anyone who has any show receipts to please bring them to the April meeting so she can make the final report.

Deadline for materials for the next Pick & Shovel is May 7. My e-mail address is [jshannonreilly@aol.com](mailto:jshannonreilly@aol.com) and I can be reached by phone at 402-421-3064.

When grinding and polishing, do not breathe the dust of the rocks. Some materials are toxic. Tigereye is not some kind of harmless agate-it is quartz with asbestos fiber inclusions. The asbestos makes it shimmer and shine, but the airborne fibers are carcinogenic. Malachite is also poisonous as a microscopic dust particle. If you breathe it, mild to very serious respiratory problems can develop. Wear a mask when you are cutting and grinding. You can never be too careful!

From Cedar Valley Gems, 01/03, via T=Town Rockhound 10/02 via Rockpile 01/03

LINCOLN GEM & MINERAL CLUB, INC. - BOARD OF DIRECTORS - March 5, 2003  
7:00 @ Kinkos, Conference Rm. 48th & Vine St.

The Meeting was called to order by President McMahan with 6 of the Board members present and 2 guests. (Judy Reilly & Ed Ridge). Pat Akins unable to attend because of class.

The Minutes and Treasurer's report were approved with motion by Jim Marburger, 2nd by Jim Atkins. Motion carried.

OLD BUSINESS: The Pfizer/LPH Science Fair was held in spite of the "terrible" weather on March 4. Over 500 fifth & sixth graders and their parents attended. Those participating from our Club were Al Stewart, Ed Ridge, Roger Pabian, Susan McMahan. THANKS to all of you on behalf of the Club.

NEW BUSINESS: Discussion of having a "Club" pin. Rixstine's had agreed to make a gold & blue pin with Club logo for approximately \$ 2.25 a piece (incl. tax). Motion was made by Phyllis Parks and 2nd by Jim Atkins to order 100 pins. Motion carried. They will be able to have by Show time. Also going to check with MWF to see if they have pins available. If so, will order 1 doz.

SHOW: Question was submitted whether Club wanted to furnish rolls, etc. for set-up crew on Friday. Motion was made by Dave Heffelbower and 2nd by Vera Lyman that we purchase similar order as prior years through Pershing. Motion carried.

Also, 2003 Show Chair proposed resolution that future Dealer Contracts indicate full payment of Dealer Fee with acceptance of contract.

The Board of Directors discussed resolution. (03-05-2003) Motion was made by Phyllis Parks that Dealers pay entire fee when accepting a Show Contract. 2nd by Dave Heffelbower. Motion carried.

FIELD TRIPS: Trips were discussed at previous Meetings. Their exact dates & times will be published in the Pick & Shovel.

The next Board Meeting will be April 2, 2005 at Kinkos, 48th & Vine at 7:00 P.M. Pick & Shovel deadline for material is April 2. There will be no General Meeting in March because of the SHOW! Looking forward to seeing everyone there on March (28) 29 & 30.

Meeting adjourned.

Respectfully submitted,

*Vera Lyman*  
Vera Lyman, Secretary

LGMC Treasurer's Report for March, 2003  
Pinnacle Bank Checking Balance on February 28, 2003 \$ 1,328.35

March Receipts:

Membership Dues	20.00	
* P.J. Andrisc-Balance of Dealer fee	200.00	
* Suspense-Overpayment of Dealer fee	25.00	
* Selling Demo Fee-Hadrian Duke	40.00	
* Show Change - Suspense	900.00	
* Show Gate Receipts	<u>4,921.00</u>	6,106.00
Cash Cert. Deposit Show Funds & Int.		<u>5,048.19</u>

March Payments:

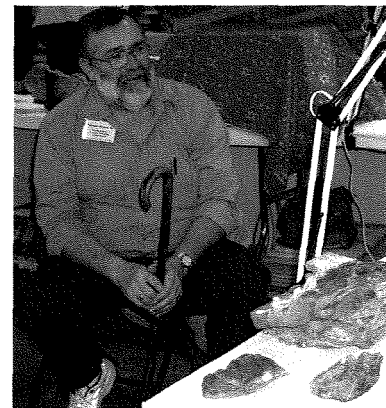

* Suspense-Overpayment of Dealer fee	25.00	
* Postmaster-725 (23¢) Stamps	166.75	
* Office Depot- Tickets & Receipt Bk	14.31	
Kinkos- Board Mtg & Misc. copies	18.24	
MWF - Dozen MWF Pins (for sale)	24.60	
* Rixstine's- ribbons for Show	94.27	
* Aulden Stewart-Show printing at Kinkos	12.63	
* Show Change - Suspense	900.00	
Rixstine's- 100 Blue/gold Club pins	208.66	
* Office Max (Connie Crawford) Programs	115.56	
* Bob Fixter-Show Program	50.00	
* Morgan Norris - Carver	400.00	
* Roger Bush - ORU	200.00	
* Old Country Buffet-Breakfasts(71.70 susp)	247.62	
* Don Young II - Security, nights	450.00	
* Angelo Casarez - Security, days	<u>380.00</u>	<u>3,307.64</u>
Pinnacle Checking Balance on March 31, 2003		\$ 9,174.90

\* 2003 Show


# OFF WE GO TO THE KE SHOW MARCH 7-9, 2003




Betty White greets guests




Left: Pat Aikins Jr. sold this great piece of polished petrified wood at the show. Above: Pat Aikins Sr. takes a break between customers.



David Heffelbower on the lookout for great onals.



Dare Devil- 5854 carat cubic zirconia




John Harrison of JJ&L



Amber Power! Susy & Judy show off their new green amber rings



The Carrolls had some great stories to tell.



A young rockhound polishes a stone at Roger & Bill's Lapidary Booth

# FEDERATION NEWS

From The AFMS Newsletter, April, 2003

## Having Fun – Junior Activities – Showmanship

*by Jim Brace-Thompson, Junior Activities Chair*

This is the fourth in my series of columns proposing a merit badge sort of system for junior members enrolled in the AFMS Future Rockhound of America program. I welcome your thoughts about such a system and ideas for activities to build badges around. This month, I'd like to turn to a topic of



particular relevance given the upcoming AFMS/CFMS Show in Ventura, California. Namely, showmanship! Please encourage any and all junior members who may be able to attend to enter a display (either competitive or not) this June. (May is the deadline for exhibitor applications.)

A fun part of collecting and the lapidary arts is sharing what we've found or made. We get to "show off" and also learn from others, getting advice, sharing tips, and just generally forging bonds of friendship and networks of like-minded individuals. But building an effective display involves more than getting a glass-fronted box and throwing in a bunch of rocks. The junior program leader should obtain a copy of the AFMS Uniform Rules, read through it, and then at a monthly meeting, hold a seminar with your club's kids to go over the basics of building an effective display. This should include a "tip list" of do's and don'ts of displaying. For instance, kids should learn such rules as:

- use of neutral liners to highlight, not detract from, specimens;
- use of balance (in size of specimens, colors, and arrangement) to guide the viewer's eye across a display in an aesthetically pleasing way;
- use of neat, clear labeling that's both precise and concise and large enough for viewers to read (even viewers like me with my bifocals!);

- use of lighting that's neither too glaring nor too dim;
- finally, perhaps use of a theme or a story to tie a display together.

Such a seminar should be hands-on with a display case front-and-center to vividly illustrate

display techniques (for instance, to show the difference that lighting can make, to show how specimens can get lost against a "busy" background of plaid versus how they can be highlighted against a neutral background like beige or eggshell white). Finally, a nice touch is a brief slide show of award-winning cases from local or federation shows. Kids who follow up such a seminar by creating an effective public display could then earn a merit badge for "Showmanship."

Note that while I've focused on preparing a display for a rock show, this could also be a display at a county fair, elementary or secondary school, a science fair, etc. Opportunities abound. For instance, my own local public library has a display case in its foyer and welcomes individuals and nonprofit organizations installing educational displays for a month at a time. Check for opportunities like these in your community.

### Showmanship Activity:

Learn the techniques of assembling an effective display. Then gather together the best of your rock, mineral, or fossil collection or your lapidary artwork and prepare a display for public exhibition. Such a display might be done individually or collectively.

As with my previous merit badge ideas, I welcome your comments (email me at [jbraceth@juno.com](mailto:jbraceth@juno.com)). Helping to encourage kids with activities like these is a sure way to help them learn, build a network and—as always—have fun!



## ROCKY RAMBLINGS BY EVEY

### THE EMPTY BOX STORY

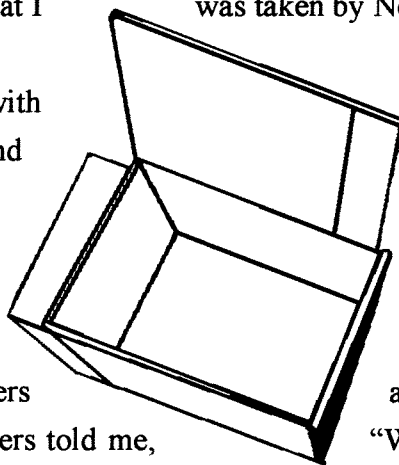
We were doing a gem and mineral show in Hastings, Nebraska. There were seven dealers there, one being Neal Sherman and his wife from Iowa. Now Neal was a one-of-a-kind dealer. He was always pulling a joke on someone, but this time he did it to me!!! Yes it's hard to believe, but he did! When the show was over and we were packing up, I had a pile of beer flats thrown in the corner. The beer flats were what we dealers packed our little boxed minerals in for the shows.

I had sold a lot of boxed minerals at this show, and I saw no need to carry the empties back home. Now for the "setup". Here came Neal and he said, "Evey, what are all these empty flats doing in the corner?" I said I sold the minerals and didn't need them anymore. He said, "you're not leaving them here are you?" "Yes," I said. He looked and then said, "Don't leave them here". "Why?" I asked.

Ol' Neal then knew I was all baited up and he snapped the trap shut on me. I asked him, "What do you do with your empty flats?" He looked around and then said, "I take mine home with me". I still didn't get it, so I asked, "Why?" Well, he told me that when the club members came around and saw that we had sold some minerals, they would raise our space rent and then price us out. He knew he had me, so Ol' Evey picked up all the empty flats and took them home, not knowing that I

was taken by Neal Sherman.

The next show in which we were back together with He plotted with the other dealers to come over and empty beer flats. "Not yet", I replied, but I'll have



Neal, it started again. ask me if I had any some after the show."

Not knowing I had gotten caught in ol' Neal's and half of the next being asked about my empty some of the dealers, "Why are all you other dealers empty flats?" Snap went the trap. One of the dealers told me, you take all your empty flats home and that you have lots of them in your store room." Then I knew Neal had me as I saw him laughing and pointing to me. Needless to say, it took a long time to get over the fact that I hoarded empty boxes to make Neal's practical joke work on me.

Rockspectfully,

Evey

# MISSOURI MINES ROCK SWAP

June 13-14-15, 2003

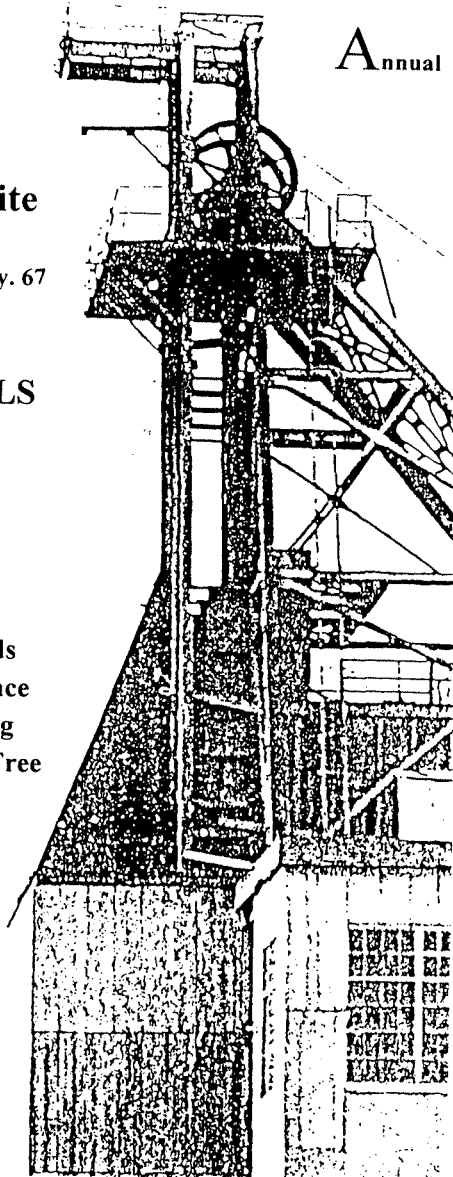
Missouri Mines State Historic Site  
Park Hills, Missouri

South side of Hwy. 32, 1.5 miles west of US Hwy. 67

**SWAP - SELL - BUY**  
**ROCKS - MINERALS - FOSSILS**  
**ROCK JEWELRY/CRAFTS**

- Modest Space Fee
- Bring Your Own Tables
- Limited Area Under Canopy
- Primitive On-Site Camping
- Nearby Motels and Campgrounds
- Anticipate Large Local Attendance
- Potluck Dinner Saturday Evening
- Tour Mining-Mineral Museum Free
- Auction - To Benefit Museum

6<sup>th</sup>  
Annual



## Garage Rock Sale

### Inventory Reduction

Friday, April 25, 9-8pm

Saturday, April 26, 9-6pm

Sunday, April 27, 2-5pm

615 27<sup>th</sup> Street  
Fairbury, Nebraska

Slabs, cabs and rough  
mineral specimens  
fossils, fossilized bones  
garden rock  
polished rock

jade, petrified wood, horned coral, petrosky stone, prairie agate, arkansas crystals, iowa geodes, brazilian agates, montana agates, lake superior agates, fairburns and fairburn types, picture jaspers, assorted fancy jaspers,

Lots of rock slabs, large and small—ready for cabbing

for more information call 402-729-2511; 402-729-2075; or 402-300 0452  
or email [slkstoryrock@alltel.net](mailto:slkstoryrock@alltel.net)

Sale offered by Joyce Heidelk, Marvin and Sharee Johnson

#### FOR MORE INFORMATION:

Missouri Mines, P.O. Box 492, Park Hills, MO 63601

or call: Lloyd & Betty Marler 573/431-2951

Allys Bell 573/518-1306

Willis Smith (St. Louis) 314/521-8896

#### SPONSORED BY:

Mineral Area Gem and Mineral Society

Greater St. Louis Association of Earth Science Clubs  
and

Missouri Mines State Historic Site  
Missouri Department of Natural Resources



Visit a Mineral Museum this Summer (or anytime)

Eric Fritzsche eric.fritzsche@yahoo.com

Many people are starting to make their summer vacation plans. I encourage you to visit a mineral museum as part of your summer activities. With state and federal cut backs in "non-essential" programs, many museums are struggling financially and need your support/ attendance. The list below is a list of museums with mineral exhibits or programs. This list comes from the Society of Mineral Museum Professionals (SMMP) and does not include every US museum with mineral exhibits, but most of the finer public collections are included.

Information such as exact location, operating hours, and other pertinent information can be found on many of the museum's web pages.

- 1) New York State Museum (Albany, NY)
- 2) Institute of Meteoritics (Albuquerque, NM)
- 3) Colburn Gem and Mineral Museum (Ashville, NC)
- 4) University of California, Berkeley (Berkeley, CA)
- 5) VPI Museum of Natural History (Blacksburg, VA)
- 6) Cranbrook Institute of Science (Bloomfield Hills, MI)
- 7) University of Indiana (Bloomington, IN)
- 8) Bryn Mawr College, Vaux Mineral Collection (Bryn Mawr, PA)
- 9) Buffalo Museum of Science (Buffalo, NY)
- 10) Montana Tech Mineral Museum Montana Tech (Butte, MT)
- 11) Harvard Mineralogical Museum (Cambridge, MA)
- 12) Nevada State Museum (Carson City, NV)
- 13) William Weinman Mineral Museum (Cartersville, GA)
- 14) Field Museum of Natural History (Chicago, IL)
- 15) Cincinnati Museum of Natural History (Cincinnati, OH)
- 16) University of Clemson, Geology Museum (Clemson, SC)
- 17) Cleveland Museum of Natural History (Cleveland, OH)
- 18) University of Missouri (Columbia, MO)
- 19) McKissick Museum (Columbia, SC)
- 20) Gillespie Museum of Minerals (DeLand, FL)
- 21) Denver Museum of Natural History (Denver, CO)
- 22) Wayne State University Department of Geology (Detroit, MI)
- 23) Lizzadro Museum of Lapidary Art (Elmhurst, IL)
- 24) Franklin Mineral Museum (Franklin, NJ)
- 25) Schiele Museum of Natural History and Planetarium (Gastonia, NC)
- 26) CSM Geology Museum (Golden, CO)
- 27) James Madison University Dept. of Geology (Harrisonburg, VA)
- 28) Lyman House Memorial Museum (Hilo, HI)
- 29) Rice Northwest Museum of Rocks and Minerals (Hillsboro, OR)
- 30) Seaman Mineral Museum (Houghton, MI)
- 31) Houston Museum of Natural Science (Houston, TX)
- 32) Tri-State Mineral Museum (Joplin, MO)
- 33) University of Wyoming, Geological Museum (Laramie, WY)
- 34) Grandfather Mountain Nature Museum (Linville, NC)
- 35) University of California, (Los Angeles, CA)
- 36) Los Angeles County Museum of Natural History (Los Angeles, CA)
- 37) California State Mining and Mineral Museum Calif (Mariposa, CA)
- 38) The Morris Museum (Morristown, NJ)
- 39) Rutgers University, Geological Museum Geology Hall (New Brunswick, NJ)
- 40) Peabody Museum of Natural History Yale University (New Haven, CT)
- 41) American Museum of Natural History (New York, NY)
- 42) University of Delaware, Mineralogical Museum (Newark, DE)
- 43) Sterling Hill Mining Museum (Ogdensburg, NJ)
- 44) Ouray County Museum (Ouray, CO)
- 45) California Institute of Technology (Pasadena, CA)
- 46) Academy of Natural Sciences of Philadelphia (Philadelphia, PA)
- 47) Arizona Mining and Mineral Museum (Phoenix, AZ)
- 48) Carnegie Museum of Natural History (Pittsburgh, PA)
- 49) South Dakota School of Mines and Technology, Geology Museum (Rapid City, SD)
- 50) San Bernardino County Museum (Redlands, CA)
- 51) W. M. Keck Museum University of Nevada, Mackay School of Mines, (Reno, NV)
- 52) University of California, (Riverside, CA)
- 53) Jurupa Cultural Center (Riverside, CA)
- 54) World Museum of Natural History La Sierra University (Riverside, CA)
- 55) Utah Museum of Natural History University of Utah, (Salt Lake City, UT)
- 56) San Diego Natural History Museum (San Diego, CA)
- 57) California Academy of Science Golden Gate Park (San Francisco, CA)
- 58) Santa Barbara Museum of Natural History (Santa Barbara, CA)
- 59) Gemological Institute of America (Santa Monica, California)
- 60) NM Bureau of Mines & Mineral Resources, Mineral Museum NM Tech (Socorro, NM)
- 61) Springfield Science Museum (Springfield, MA)
- 62) Science Museum of Minnesota (St. Paul, MN)
- 63) Penn. State Earth & Mineral Science Museum (State College, PA)
- 64) New Jersey State Museum (Trenton, NJ)
- 65) Arizona-Sonora Desert Museum (Tucson, AZ)
- 66) University of Arizona Mineral Museum (Tucson, AZ)
- 67) Marshall Mint and Museum (Virginia City, NV)
- 68) National Museum of Natural History Smithsonian Institution (Washington, DC)

## Haste Makes Waste

This old adage makes a lot of sense when it comes to doing lapidary work. I have taught some 30 eight week lapidary sessions through Lincoln, Nebraska's Park and Recreation Department and the through Southeast Community College, also in Lincoln.

If one thing stands out that stops students from acquiring their potential as skilled lapidary workers, it is impatience. The need to get too many stones done in either a single evening session or during a whole eight week session.

Every new student who comes into the class has to complete several basic exercises---an oval, a square or rectangle, a marquise, a heart, a crescent and a doublet---before I allow them to go on to doing their own things. It makes no difference if the student has done lapidary work before hand. If Bill White were to move to Lincoln and enroll in my lapidary classes, he, too, would have to complete the above exercises.

Those exercises have a purpose: they enable the student to learn the several basic moves that are the foundation of lapidary. I mentioned those in a previous writing: outside edge, inside edge, and flat. They also familiarize the student with using several different kinds of equipment---diamond, carbide, vertical, horizontal, water lubricants and oil lubricants.

. The student also needs to decide what he or she wants to do with the stone once it is finished. Is the student going to used the stone for display only?Is the student going to enter the stone in a competitive case? Is the student going to use the stone for a piece of handmade jewelry? In the first two cases, technical expertise may be the lapidary's goal. In the latter cast, artistic creativity may be the overriding factor.

The students who come into the class with some ideas about what they want to do with their stones once they are finished usually do much better in their pursuits. Students need to have some goal for their projects. It may take a bit of time to both establish and realize those goals. Once the students start doing their actual shop work, there are several stumbling blocks that many encounter.

First, they try to both slab and trim rocks too quickly and to use equipment that is too small for the job at hand. Case in point trying to slab a rock that is 5 inches in diameter on a 10 inch trim saw because the 20 inch slab saw may take a bit longer or they may have to wait until the current user of the big saw has finished. Result: poor slab with lots of saw marks and lots of subsurface damage.

Using too coarse of a grinder for the first round of shaping the stone is another example of "haste makes waste."

Often the stone comes out lopsided and the back bevel is way too thick---one mm is usually sufficient for the back bevel. It is usually better to do a small stone on a finer grinder---use the 220 instead of the 80.

Not going through all of the grinding steps and going to the sandpaper is another example of “haste makes waste.” Many people who shape the stone on an 80 or 100 grit wheel will go right to the 100 grit sandpaper. They should really go through the 220 and 400 grinders to remove all subsurface damage and then back up a little bit on the sandpaper. The subsurface fractures, if not removed, will cause even a very good sand job to lead to a less than desirable polish.

You can't polish out scratches. One student used a full 5 gram tube of 1200 diamond compound in the course of a two hour session because he did not finish his sanding on the 220 grit diamond. There were still 80 or 100 grit grinding scratches in his stone.

You have to finish each step of sanding. Again, if one gets all of the grinding scratches out of a stone, one can go from 220 diamond to 1200 diamond and then polish if one is doing a stone for jewelry. If one is planning on a competitive stone, one should go through all of the diamond grades. Again, one has to decide what one wants to do with the stones. This decision will be one of the big time savers, but there are no shop oriented time savers.

There are a couple of areas that don't deal with the grits and sanding and polishing that causes “haste makes waste.” Prime culprit in the lapidary class is getting the stone on the grinder too soon after it has been dopped. The wax needs to cool slowly---otherwise, the stone will drop right off of the dop stick. Going back to the same dop stick can also cause problems: it has wax on it, right? But the stick is water soaked and the wax doesn't get hot enough. Off the stone comes again.

The final example of “haste makes waste” is of students who want to work on stones that are above their capabilities. I require all of the beginning students to work with agate, jasper, or agatized wood. Often a beginning student will try to sneak some difficult stone by the instructor's eye. I told one student in his second week that he did not yet possess the skills that it takes to work with charoite, a rather expensive stone in the rough. He did not listen but came to me mid-session with a very sad look in his eyes: “You know, you were right.” He was holding a bunch of charoite flakes in his hand.

Don't try to race the glue dry if you are blocking up a rock to saw or if you are making doublets. Racing the glues is one of the “Haste makes waste” problems that really slow you down. If you block up a large stone with white glue on a 2 x 4 for slabbing, give the white glue a week or more to dry. Don't try to saw the rock until the glue is translucent; if it is opaque white, its not ready. If you are gluing a doublet together, use at least a 3 minute Epoxy as the 30 second variety can set up before you have had a chance to squeeze out all of the bubbles and it leaves a lot of squish marks too.

When you are doing lapidary work, you are not in a race with other lapidaries, the clock, your arch-rival, or a business deadline. The secret to developing your lapidary skills is based on your patience to treat a stone with some respect. “Don't ruin in minutes what it took Mother Nature millions of years to make”: Source of Quote not known.

## 2003 ELECTED OFFICERS

President	Susy McMahan	5636 Greenwood St.	Lincoln, NE	68507	464-0065
1 <sup>st</sup> Vice Pres.	Pat Akins, Jr.	5017 No. 6 <sup>th</sup> St.	Lincoln, NE	68521	477-1322
2 <sup>nd</sup> Vice Pres.	James Marburger	330 Locust	Hickman, NE	68372	792-2348
Secretary:	Vera Lyman,	420 N. 56th St.	Lincoln, NE	68504	464-6089
Treasurer:	Phyllis Parks	2345 So. 19th St.	Lincoln, NE	68502	476-6798
Board Member	David Heffelbower,	1819 Washington St.	Lincoln, NE	68502	cell 890-2794
Board Member	James Atkins	3028 So. 35th St.	Lincoln, NE	68506	483-1610

### Nominating Committee

3 years	Amy Dexter-Guy
	Edward Ridge
2 years	John Harrison
	Aulden Stewart
1 year	Judy Reilly
	David Heffelbower

Chairman-Immediate Past President James N. Atkins

### Long Range Planning & By-Laws Committee

3 years	Susan Taylor
	Edward Ridge
2 years	Vera M. Lyman
	Roger K. Pabian
1 year	Charles Woodridge
	Kevin Schwartzman

### Standing Committees

Education / Librarian	Roger Pabian	MWF Liaison:	Vera Lyman
Field Trips:	Pat Akins, Coordinator	Scholarship:	Vera Lyman
Historian:	Susy McMahan	Christmas Party	Edward Ridge
Membership Record:	Edward Ridge	2003 Show:	John E. Harrison
Programs:	Roger Pabian	2004 Show:	Roger Pabian
Property:	Brett Jurgens	2003 Swap:	David Heffelbower
Youth Activities:	Kay Jurgens & Committee	2004 Swap:	?
Refreshments & Door Prizes	Judy Reilly		
Housing Committee:	Susy McMahan, Pat Akins & Vera Lyman		
Auditing Committee:	John Harrison, Roger Pabian, James Marburger		
Geology Day Coordinator :	2nd Vice President		

L. G. M. C. web address—courtesy of Jim Atkins:

<http://incolor.inetnebr.com/jna/gemclub/lgmc.htm>

### Your PICK & SHOVEL Staff

Publisher:	Lincoln Gem & Mineral Club, Inc., P.O. Box 5342, Lincoln, NE	68505-0342
Editor:	Judy Reilly	421-3064
Circulation:	Phyllis N. Parks	476-6798
Business Reporter:	Vera Lyman	464-6089
News Reporters:	All Club Members	

The *PICK & SHOVEL* is the official publication of the Lincoln Gem & Mineral Club, Lincoln, Nebraska. Articles and items appearing within may be reproduced in other club bulletins, provided proper credit is given to the *PICK & SHOVEL* and the author and that a reprint of the bulletin is sent to the editor of the *PICK & SHOVEL*.

The purpose of this corporation shall be to study, promote an interest in, and disseminate knowledge of lapidary and various Earth Sciences including but not necessarily limited to geology, paleontology and mineralogy. It shall be a particular purpose of the corporation to provide education in these fields to its members and the general public, especially to youth and student groups.

## J. J. & L. ROCKS and MINERALS

GEMS - CABS  
ROUGH - SLABS - MOUNTINGS  
STERLING SILVER - GOLD FILLED - 14K GOLD  
SILVER SUPPLIES - TOOLS - MACHINERY - NEW AND USED  
CUSTOM SERVICES FOR SLABS, FLAT LAPPING, AND CABOCHONS

STARTING OUR 28th YEAR

330 LOCUST  
HICKMAN, NE 68372-0068

PHONE  
402-792-2337

"PROVIDING SUPPLIES FOR THE NOVICE TO THE DISCRIMINATING ROCKHOUND"  
Please Call for Appointment

### LINCOLN GEM & MINERAL CLUB

hosts our

46<sup>th</sup> Annual Show

PERSHING MUNICIPAL AUDITORIUM

March 27 - 28, 2004

Show Chairman - Roger Pabian

Advertising by rock-hobby business or interest is permitted with the approval of the Board. The rate now set at \$15.00 per full page; \$7.50 per 1/2 page; \$5.00 per 1/3 page; and \$3.75 per 1/4 page(min) per issue, paid in advance. These ads will be placed through the bulletin as space permits.

Subscription to the Pick & Shovel is \$10.00 per year mailed.

Dues to Lincoln Gem & Mineral Club are as follows:


Adults (age 16 and over) \$10.00 per year Juniors (age 12 to 16) \$2.00 per year

Family Membership (Husband, wife, resident children under age 16) \$22.00 per year

New memberships must be approved by the Board, after the applicant attends at least one meeting of the club and pays the above dues plus a \$5.00 registration fee.

# THE PICK & SHOVEL

April 2003




OFFICIAL PUBLICATION OF

## LINCOLN GEM & MINERAL CLUB


LINCOLN NEBRASKA

Associated with:



Mail Exchange Bulletins To:

Lincoln Gem & Mineral Club  
Box 5342  
Lincoln, NE 68505-0342



### H. E. L. P.

Help Eliminate Litter Please

Edward Ridge  
2507 A St.  
Lincoln, NE 68502

