


*February 1964*

# THE PICK & SHOVEL



MONTHLY BULLETIN OF THE

LINCOLN GEM AND MINERAL CLUB, INC.

LINCOLN, NEBRASKA

LINCOLN GEM AND MINERAL CLUB, INC.

OFFICERS AND APPOINTMENTS

President . . . . .	Thomas Simmons 2970 South Street
First Vice-President . . . . .	Everett Weber 5310 Colby Street
Second Vice-President . . . . .	Bruce Simon 3922 South 20th St.
Recording Secretary . . . . .	Mrs. Phyllis Parks 3510 Everett Street
Treasurer . . . . .	James Parks 3510 Everett Street
Corresponding Secretary . . . . .	Mrs. Dorothy Engelhart 4130 Witherbee Blvd.
Historian . . . . .	Mrs. Maurice Tracy 3601 South Street
Librarian . . . . .	Mrs. Dorothy Engelhart 4130 Witherbee Blvd.



Affiliated with:

Midwest Federation of Mineralogical and Geological Societies

American Federation of Mineralogical Societies



BULLETIN EDITORS - Mrs. Velma Bloyd  
2818 North Cotner Blvd.  
Lincoln, Nebraska 68507

Telephone 434-4781



Articles published in THE PICK AND SHOVEL may be reprinted with no alteration, provided that full credit is given and that a copy of the publication, in which the reprinted article appears, is mailed to the Editor of THE PICK AND SHOVEL.

Gems  
by  
Stork, Inc.

ORDER BLANK

PLEASE  
PRINT

DEALERS:  
IF FOR RESALE,  
CERTIFICATE ON  
REVERSE SIDE  
MUST BE SIGNED

Date Sometime Ago

Name James and Phyllis Parks

Address 3510 Everett Street


City, State Lincoln, Nebraska

ORDER FILLED

Quantity	Color	Description	Weight	Size
1	White	Girl - Precious Variety	8 Lbs, 2 Oz	21 IN
INVOICE NUMBER 1964			SUB TOTAL.....\$	1
			10% Fed. Tax.....\$	None
			4% Calif. Tax.....\$	None
			TOTAL .....	1

OK'd  
by

Handwritten signature



ROCKS ARE A GIRL'S BEST FRIEND

You can search the whole world over  
 What less likely thing could you find  
 To be considered such a friend of a girl  
 Than a rock that someone had mined.

Rocks can fertilize the flowers she wears in her hair  
 Form the base of her powder which makes her so fair  
 Gives color to cheeks, eyebrows and eyes  
 To make them look pretty or some other size.

She has rocks in her bracelets, ear bobs and things  
 In pins for her dresses and diamonds for rings  
 I could go on forever and talk without end  
 But by now you'll agree

ROCKS ARE A GIRL'S BEST FRIEND.

Gene Eno



THE PRESIDENT'S PAGE

If our first month of the year is an example of the following months to come, our club is on the move.

Our Club Exhibit "GEMS ON LOCATION" is now being displayed at the Bennett Martin Library, along with a case each of jewelry, minerals and fossils. This is quite an attractive display and is open all day, every day. It is located on the second floor if you have the time, go up and see the display. I think that you will enjoy it.

The Lincoln Hobby Club and City Recreation Dept. are having their 1964 Hobby Show and Handicraft Exposition, Saturday and Sunday, April 11 and 12th. Their annual benefit will be at the Exposition Building, Nebraska State Fairgrounds. If anyone is interested in displaying at this show, contact me by April 1st and I will place your name and space required for your display on the application form. Members displaying shall receive passes to this show.


On February 3rd, 1964, Mrs. Velma Bloyd and myself, presented for the Lincoln Gem and Mineral Club, the first set of the audio-visual study cases to Dr. Steven Watkins, superintendent of schools and Mrs. Ineze Hannan, coordinator of Audio-Visual Education. The presentation took place at a meeting for all Lincoln Principals. This club project was a tremendous success, one which all of you members can be proud. The second set, that is for the elementary, county and parochial schools, will be on display at our next meeting.

March starts the season for rock shows. As in the past, our bulletin will carry the coming shows in advance of the show date. Take in as many of the neighboring shows as you can, take part in the "Know Your Neighbor" campaign and have fun while doing it.

This is your last chance to pay your dues for the 1964 year. They must be in the Treasurer's hands by March 1st or an additional \$1.00 for re-instatement will be collected. Any members not paid up by March 1st will not be in the 1964 Who's Who and will not receive a bulletin.

It is the responsibility of each member, to see that your club has your correct address, for the post office will not forward your Pick and Shovel. We wish a proper listing for the 1964 Who's Who which will be printed soon.

Thomas Simmons  
President



SATURDAY - FEBRUARY 22, 1964

Regular meeting - 7:30 p.m.

Program - Our guest speaker will be Richard Hedges. He will speak on Lightweight Camping Equipment and show slides of Wind River Mountain Range. These slides were taken Glacier Wilderness Area and will show some Geology and flowers.

Roberts Dairy Party Room  
211 South 20th Street

\* \* \*

REFRESHMENT COMMITTEE

Mr. & Mrs. Fred Claus

Mrs. Marjorie Heedick  
Mr. Charles Anderson

Mr. & Mrs. Gene Eno

\* \* \*

COMING SHOWS

- |               |  |
|---------------|--|
| March 19 - 22 | American and Texas Federation, combined convention and show, Villita Assembly Hall San Antonio, Texas  |
| April 11 - 12 | Dallas County Rock Club Showcase. National Guard Armory, Perry, Iowa   |
| April 11 - 12 | Lincoln Hobby Exposition and City Recreation Dept. Exposition Hall, State Fairgrounds, Lincoln, Nebraska   |
| April 17 - 19 | Central Nebraska Rock and Mineral Soc. National Guard Armory, 2015 West 3rd. St. Hastings, Nebraska. Hours: 9 A.M. to 9 P.M. on 17 - 18<br>9 A.M. to 8 P.M. on the 19th. |
| April 25 - 26 | Wichita Gem and Mineral Soc. Show - Wichita High School West, 820 S. Osage. Hours: 12 - 10 P.M. on Sat., 10 A.M. to 7 P.M. on Sun.                                       |

\* \* \*

REMINDER: This will be your last bulletin if your Dues are not paid by March 1st.

Rare black jade, in a rich deposit found by a rock hobbyist, was selling for eight thousand dollars a ton in January.

The discovery 62 miles southwest of Douglas, Wyoming has sparked international trading in the stone and encouraged the Eloxite Corporation, a mining firm, to move its headquarters six hundred miles from Omaha, Nebraska.

The man who started the chain reaction was John Zaichkin, of Douglas, Wyoming. He works alone at the snow-filled mine site, digging at the vein of stone wedged in a granite mountain.

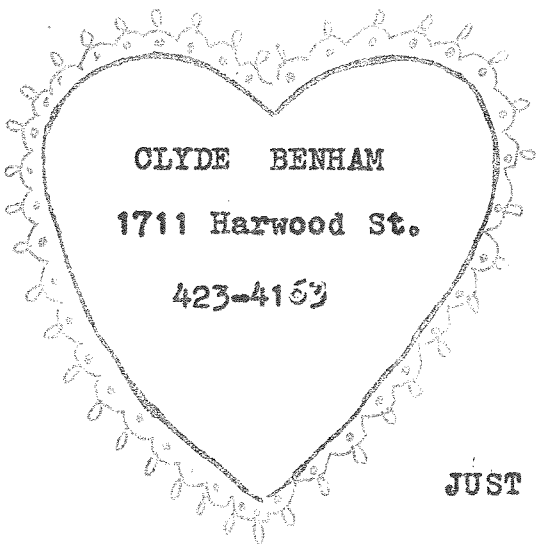
R. B. Berry, president of Eloxite, said the type of black jade discovered by Mr. Zaichkin two years ago is found in only one other place -- Siberia. The Wyoming stone is of better quality because it polishes to a more lustrous sheen, he said.

For years "river slicks" -- tiny pieces of black jade polished by water, had been found in the North Platte River for a 60 mile stretch south of Douglas, Wyoming.

Mr. Zaichkin hunted for five years before locating the main deposit. He holds the claims on the area near the edge of the Medicine Bow National Forest, but leased the operation to Eloxite and went to work for them.

The president of Eloxite is Robert B. Berry, a native of Omaha, and former Gem Dealer in this area. He moved to Wyoming two years ago but still maintains his membership in the Nebraska Gem and Mineral Society of Omaha, Nebraska.


\* \* \*



CLYDE BENHAM  
1711 Harwood St.  
423-4153

USED MOTORS  
LAPIDARY EQUIPMENT AND SUPPLIES  
CHOICE SLABS  
CABOCHONS  
ROUGH CUTTING MATERIAL

JUST BACK FROM OLD MEXICO - COME SEE US



## TEXAS-WELCOMES-ROCK-HOUNDS

TO ALL CLUBS AFFILIATED WITH THE AMERICAN FEDERATION:

We wish to extend our personal invitation to all members of your club to attend the 1964 National Gem and Mineral Show and Convention here in San Antonio, Texas, March 19-22. We are planning a show that will long be remembered by all who attend.

The Villita Assembly Hall is an ideal building for the show. It is a circular modern building built on two levels with a total of 29,000 sq. feet. It is fully airconditioned or heated which ever the season requires. Both levels will house dealers, competitive and special exhibits. A ramp at the west side of the building on South Presa Street, with an elevator just inside the building, makes it convenient for dealers and exhibitors to get their materials moved to the lower level.

The dealers who have contracted for space are well known and will provide a wide selection of material, supplies and equipment.

Many of you have visited various parts of Texas, and even San Antonio in the past. Spring is the loveliest time of the year in our state, with warm days and cool nights. San Antonio is a metropolis of over 600,000 population, yet rich in the history of its past.

The attached sheets contain detailed information about the show and convention which we hope will be helpful in planning your visit to the show and to San Antonio. If further information is desired, or you have questions, please feel free to write to the appropriate committee chairmen who will reply promptly.

See you at the Show, March 19-22, 1964.



1964 NATIONAL GEM AND MINERAL SHOW"FIESTA of GEMS"

LOCATION---Villita Assembly Hall at the corner of South Presa and Villita Streets, downtown San Antonio, Texas. Interested persons, write for city map which will have the show building circled on it. Note: Exhibitors will receive map.

PARKING---Those who plan to stay at the Granada Hotel, which is the Convention Headquarters, will have no parking problem, as garage parking is included in their prices for rooms. There are a large number of parking areas within easy walking distance of the show building. There are two large lots directly across from the show building, but none of these lots are free parking areas.

ACCOMODATIONS---The Granada Hotel, Convention Headquarters, is located two short blocks from the show building. Reservations can be made directly through the Granada Hotel Reservations Dept., San Antonio 6, Texas. There are any number of other hotels and motels in the downtown area, and information about them can be obtained by writing to Maxine Swenson, 1635 W. Mariposa Drive, San Antonio, Texas.

An excellent campsite has been made available to those wishing to camp out while attending the show. Comanche Park #3 located in the south part of the city, and can be reached by driving south on Presa Street to Highway 87, turn left and continue to the park, which is well marked. This park has a large pavillion, modern restrooms, plenty of water, camp tables, and there will be showers also.

Reasonably priced, good quality food will be available inside the show building on set up day and all through the show.

EXHIBITS---Competitive exhibits will constitute a large portion of the show, consisting of Minerals, Crystals, Lapidary Material, Faceted Stones, Jewelry, Fossils, and other Earth Science Objects. Displays entered in competition (Regional and National) are limited to individual members or clubs affiliated with a Federation in good standing. The Host Clubs reserve the right to pick non-competitive entries as space is limited for such. Competitive Exhibits Chairman: Mr. Paul Batterton, 818 Greer, San Antonio, Texas.

SPECIAL EXHIBITS---These have been chosen as outstanding exhibits and some of them are listed below:

Aaron's Breastplate & Ancient Carved Stones---A. Paul Davis  
 Smithsonian Institute, large faceted stones never before shown  
 Industrial Diamonds---General Electric Co.  
 Gem and Mineral Paintings---Roberta Herrick  
 Mineral Specimens---Inter-Ocean Trade Co.  
 Gold Collection---Henry and Carol Green  
 Food Rocks---Erna Clark  
 Jade Carvings---Mr. Harvill

These are only a few of the many special exhibits that will be at the show. Special Exhibits Chairman: Mr. Frank Weedon, 520 Argo, San Antonio, Texas.



1964 NATIONAL GEM AND MINERAL SHOW  
(continued)

Rules and Regulations meeting will be held at 1 P.M., Friday, March 20, in the Walnut Room at the Granada Hotel.

The Official Rollin Rock Club Meeting will be held Saturday, March 21, from 8 A.M. to 10 A.M. in the Roof Garden of the Granada Hotel.

BANQUET---The Banquet will be held at 7 P.M. Saturday, March 21, in the roof garden of the Granada Hotel. American Federation trophies will be awarded at the banquet.

Make your reservations now by writing Mrs. Roberta Droste, 800 College, San Antonio, Texas. The tickets are \$3.00 per person. The dinner will be Mexican food which is typical of the show location for 1964. If a person cannot eat highly seasoned food, please make note of this when writing for your tickets, as an alternate dinner will be available for you.

FIELD TRIPS---Some very good field trips are being planned for Friday, Saturday and Sunday during the show. All field trip details and information will be available at the time at the show building and listed in the show program.

GROUND RULES---Warning to all show visitors: San Antonio has an ordinance prohibiting unlicensed selling of any items on the street. The show management also prohibits retail selling except by authorized contracted dealers inside the show building, and wholesale selling except by authorized contracted wholesale dealers at the Granada Hotel. Offenders will be dealt with accordingly. DO NOT buy from anyone except the authorized dealers.


No swapping will be done in the show building. There is ample room for this at the Campsite Area.

NOTICE---Absolutely NO PETS are allowed inside the show building. This is a rule set up by the building management.

\* \* \*

A couple of kids in California, when reading about the dinosaur gastrolith (which are stones polished in the gizzard of the dinosaurs) tried it with their chickens. Instead of the usual grit, they supplied the chicken with small pieces of Malachite, Chrysocolla, and other gem stones. When the chickens became large enough to eat, the gizzard was carefully opened and Eureka, chicken polished stones.





JADE

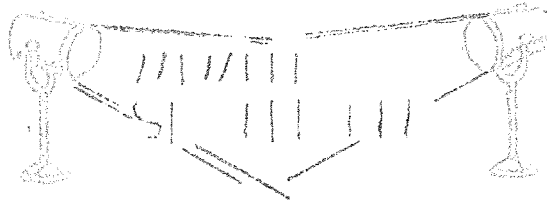
New Shipment MOUNCINGE  
for LARGE CABS  
52' X 40'

HIGHLAND PARK

SAWS - 9vinders - Polishers

Hours: Weekdays - 2 to 10 P.M. — SAT & SUN - 9 a.m to 10 P.M.

2349 West "O" St.



RALPH AND KATHRYN UHLRICH

You can tell these people might be rockhounds when you walk up to their front door. Where flowers might appear by the porch, the Uhlrichs have petrified wood, quartz and marble set in finely volcanic ash. These are tangible evidence of some of many successful field trips they undertook while living in Colorado.

Both Ralph and Kathryn are natives of Gage County, Nebraska and lived for a while in Lincoln, Nebraska. They spent awhile in Colorado and now have been living back in Lincolnland for a year.

It was while living in Colorado - in Littleton to be exact, that the rockhound fever bit them. Mrs. Uhlrich says they caught it on a trip to Carlsbad Caverns in New Mexico. I guess thats as good a reason as any, as they sure have it now. They seem to have it in all of its phases. Mineral collecting, lapidary, fossils and artifacts. They bought a book so they could treat the symptoms and its called "Gem Trails of Colorado". They proceeded to visit as many of the described locations as possible.

A camping trailer was purchased somewhere along the way and they drove or walked over a lot of Colorado's vertical real estate. You should hear them describe some of their trips and things they found. A whole mountain of white marble at Marble, Colorado, a place called Ruby Hill, where they found thousands of Apache Tears about the size of small peas, a trip to Devils Head where Ralph, digging a hole in a pegmatite searching for topaz and smoky quartz, disappears up to his heels, and being snowbound in a tent for 2 days on a Labor Day weekend. You will have to ask them for the details. I've asked them to write about some of them so maybe we will see something about them on these pages in the future.

An interesting sidelight to their rockhunting trips was their visits to many of the ghost towns in mining camps long forgotten as the miners moved on.

Since they have been back to Nebraska, they have been on numerous trips, Orella, Weeping Water, Wymore, Steele City, just to name a few.

It makes you wonder what else they have time for but Ralph claims he works full time for Straus Bros. in their cost control and estimating dept. Kathryn finds time for part time work selling for Wards and they both coordinate their activities in spoiling the four grandchildren their two children presented them.

If I make them sound like fun - they are - get to know them. They are new club members and in my opinion, they will be good ones.

Gene Enc  
Reporter



PEBBLE PUPS  
CORNER



NAVY BEANS

Navy beans have been a field trip staple for years but they're also something for the pebble pup. They can be strung, hung or glued to standard findings to make a necklace. They are easy to make. Want to try them?

Get a package of SMALL navy beans from the store. You will need a very small quantity of alcohol too, the rubbing variety will do just fine. Also you will want some food coloring.

If you want turquoise beans, you'll get blue, of course. You aren't limited to these colors because you can make emerald beans (green), topaz beans (yellow), ruby beans (red). With a little mixing you can also get many other colors and shades.

Crown Colony food coloring gives a beautiful, rich turquoise color and you can get this at the Safeway stores. Shilling food dye was a grey blue and we did not try the Durkee colors so can't report on their characteristics.

Beans being what they are, it is suggested that you start operations in a small way. Get a wide mouthed jar with a top, be sure it is wide mouthed because the beans will swell up and refuse to come out of a small-mouth jar.

Fill the jar half full of water. To this add one tablespoon of alcohol and stir thoroughly to mix. Now add the food coloring until you get the color you want. Remember to make the color a little heavier than you want the final product as the color will fade somewhat when the beans dry.

Now fill the jar half full of beans. Don't use any more or you'll be sorry, they swell like filler in a tumbling barrel. Fill any remaining space with water, put on the top, and put them in the refrigerator. The refrigerator is used because you do not want the beans to swell too much, too fast, while the food coloring is working on them. If they swell too much you'll have trouble in the stringing.

After six or 10 hours of steeping, take them out and stir them with the blunt end of a spoon handle. This keeps them from packing down and also separates them so the dye can get at all the surface. Now they must remain in the refrigerator for about 24 hours (sometimes longer, depending on the action of the dye).

After 24 hours take them out and see if they are the color you want them. If they are, take the jar to the sink and pour off what is left of the water. They are now ready to string. If you are not ready to work on them right away, put the cover back on and put them back in the refrigerator. They will retain their moisture and remain soft as long as they are covered and can be kept for weeks in this condition.

NAVY BEANS  
(continued)

About an hour before you want to use them, pour them out on a piece of paper and let them dry somewhat. You do not want them to dry out completely or they will get hard again and you will have trouble getting a needle through them. If they do dry out they can be drilled but this is a lot of fuss.

From here on in, your imagination is your best guide. You will need a good needle and something to string them on. You can get some little gold balls or imitation pearls at the dime store.

Short strings can be looped and made into earrings or you can string them on wire so you can shape the wire into diamonds, hearts or what have you.

And now, all you pebble pups, maybe all rockhounds should wear such a necklace on field trips - sort of a decorative survival kit.

Gems & Minerals 1955

OUR 15% OFF SALE IS GOING TO GO ON FOR ONE MORE MONTH. IT WAS SO GOOD THAT WE MUST CONTINUE. FOR ALL YOU THAT HAVE NOT BEEN OUT TO SEE THIS OPAL, WE ASK YOU TO DO SO. THIS IS ALL TOP GRADE OPAL ...NEW NEW NEW...FIRE OPAL CARVINGS.PRICED TO SELL... WE HAVE GEM MALACHITE FOR SALE...GEM RHODOCROCITE... BRAZILIAN AGATE...AFRICAN JASPER...ALL NEW TOP GRADE...ALSO A NEW SELECTION OF SLABS...WE WILL GIVE YOU A VERY GOOD DEAL IN QUANTITY... NEW NEW NEW...RIO PERCUA AGATE...REAL GEMMY FROM NEW MEXICO... FLUORESCENT GEODES, 30¢ EACH...NEW TUMBLED STONES...MACHINERY, NEW & USED... THIS IS ALL FOR SALE. ONE OF A KIND...  
NEW LORTONE --DO IT YOURSELF TUMBLER...YOU PUT IT TOGETHER.\$20.00  
NEW LORTONE TWO BARREL TUMBLER..ALL YOU NEED IS MOTOR & ROCKS.\$40.30  
NEW POLY ARBOR WITH GRINDSTONE POLISHER & SANDER..READY TO RUN.\$62.45  
NEW TRIM SAW..NO VISE..WITH BLADE..9"IN SIZE.SAW \$30.00 BLADE \$18.50  
BOTH \$48.50

NEW SLIK 7 POUND TUMBLER..WITH MOTOR..\$39.95 ALL READY TO RUN  
USED HOMEMADE TUMBLER..SOLD NEW FOR \$50.00.WE WILL SELL FOR \$25.00  
USED VIBORATOR TUMBLER.. YOURS FOR ONLY \$20.00..COST \$49.50 NEW

COME ON OUT TO

AND SEE US

2941 No. 65th Street

Telephone 466-6204

LINCOLN'S FULL TIME ROCK SHOP WITH 9YEARS IN ROCK BUSINESS

The University of Nebraska Extension Division will sponsor a new class in Art 199c ( Problems in Jewelry Making) - 2 credit hours. It will be held on Manday evenings at 7 p.m. in room 7 Woods building. The fee is \$12.00 per credit hour and a \$3.00 Lab fee will be paid in the beginning. The class will be from 7 to 10 p.m. and begin soon. Mrs. Jerald Maddox, the wife Assistant Director of the new Sheldon Art Gallery, will teach the class. She has studied jewelry design. Registration must be made by February 21, so it is advisable to contact the Extension Division, Mr. Eder Ellingson or Mrs. Arlene Rudebusch, at 477-8711, Extension 2171, early.

Adeline Nolde

\* \* \*

The March meeting of the Garden Club will be held on Friday, February 28, to permit them to hear Mr. Ivan J. Day, of Auckland, New Zealand, a specialist in landscape design, and a member of the Royal New Zealand Institute of Horticulture. The Gladiolus Society is bringing him to Lincoln, and we are privileged to assist in this project.

He will have slides, and an interesting mineral display. Mr. Day is rated as a most interesting speaker. We hope to have a good attendance.

---

The above message was printed in this bulletin because Mr. Ivan J. Day, of Auckland, New Zealand will have minerals on display at their meeting. Anyone wishing to attend and see the New Zealand minerals would be welcome. Telephone Building, Auditorium at 14th and N Street. 8:00 p.m.

\* \* \*

The City Recreation Department has room for 4 or 5 people in their Monday and Wednesday night classes. This is a lapidary class (showing how to cut and polish cabochons). It will be held at the Municipal Swimming house, 2300 M street, at 7 to 9:30 p.m. If you are interested in taking this course please contact Mrs. Doris Pierce, City Recreation, 435-2981 or Mr. John Lewis, instructor, 466-7289.

THE LETTER -A - MONTH  
By Philip H. Barry

WRAP IT RIGHT

Most packages of rocks and minerals I have received from rock-swappers have arrived severely damaged. The carton is crushed, torn, ripped open and flimsy; in cases specimens were lost.

At the point of origin the P.O. employee accepted the package because it looked good; at the destination the story is different. Normal routing subjects packages to many handlings which cannot be avoided. I think the Post Office deserves credit for making delivery in spite of poor wrapping.

Many specimens are hard and heavy and they act like projectiles when the package is shifted suddenly; they can and do penetrate the cardboard container unless restrained and cushioned (e.g., with crumpled paper) to absorb shock. Further, it is a must to select a hard cardboard box.

Here are suggestions from bitter experience:

(1) Do not let individual specimens touch each other in the package. Isolate with suitable insulation.

(2) Make sure the specimens do not bear against the inside surface of the box. Cushion here also.

(3) Select a hard cardboard box. Simple corrugated boxes are not enough. Choose a box that's hard to bend with your fingers. Don't use shoe-boxes.

(4) Wrap the carton in heavy duty kraft paper or a suitable substitute.

(5) Tie the parcel securely with strong cord. Tie around the girth three times if the carton is heavy, and add interlocking ties at each crossover point.

(6) Don't send a package that rattles. This is an indication that something inside is not secure.

\* \* \*

WANTED: AN OSTRICH TO USE FOR POLISHING STONE. ALSO INFORMATION ON HOW MUCH GRIT TO USE TO INSURE A GOOD POLISH ON THE GEM STONES.